







Combi Cable Specifications







Company:	Contact:	Date:
E-Mail:	Phone:	Fax:

Amount:Pieces	Cable Length: <input type="checkbox"/> 4 m	Special:m
----------------------------	---	------------------------

Controller Connector					Special	
No. of Pins 16A/250V Small Design HAN A	<input type="checkbox"/> 10 pol	<input type="checkbox"/> 16 pol	<input type="checkbox"/> 32 pol		<input type="checkbox"/>pol	
No. of Pins 16A/400V Large Design HAN B	<input type="checkbox"/> 6 pol	<input type="checkbox"/> 10 pol	<input type="checkbox"/> 16 pol	<input type="checkbox"/> 24 pol	<input type="checkbox"/> 32 pol	<input type="checkbox"/>pol

Male Insert	Wiring	Heater		T/C	
		L	N	<input type="checkbox"/>	<input type="checkbox"/>
<input type="checkbox"/>  <input type="checkbox"/>  <input type="checkbox"/>  <input type="checkbox"/>  <input type="checkbox"/>  <input type="checkbox"/> 	Zone 1				
	Zone 2				

Mould Connector					Special	
No. of Pins 16A/250V Small Design HAN A	<input type="checkbox"/> 10 pol	<input type="checkbox"/> 16 pol	<input type="checkbox"/> 32 pol		<input type="checkbox"/>pol	
No. of Pins 16A/400V Large Design HAN B	<input type="checkbox"/> 6 pol	<input type="checkbox"/> 10 pol	<input type="checkbox"/> 16 pol	<input type="checkbox"/> 24 pol	<input type="checkbox"/> 32 pol	<input type="checkbox"/>pol

Female Insert	Wiring	Heater		T/C	
		L	N	<input type="checkbox"/>	<input type="checkbox"/>
<input type="checkbox"/>  <input type="checkbox"/>  <input type="checkbox"/>  <input type="checkbox"/>  <input type="checkbox"/>  <input type="checkbox"/> 	Zone 1				
	Zone 2				