







Heater Cable Specifications







Company:	Contact:	Date:
E-Mail:	Phone:	Fax:

Amount:Pieces	Cable Length: <input type="checkbox"/> 4 m	Special:m
----------------------------	---	------------------------

Controller Connector						Special
No. of Pins 10A/250V (Crimp) Small Design HAN A	<input type="checkbox"/> 15 pol	<input type="checkbox"/> 25 pol	<input type="checkbox"/> 40 pol			<input type="checkbox"/>pol
No. of Pins 16A/250V Small Design HAN A		<input type="checkbox"/> 10 pol	<input type="checkbox"/> 16 pol		<input type="checkbox"/> 32 pol	<input type="checkbox"/>pol
No. of Pins 16A/400V Large Design HAN B	<input type="checkbox"/> 6 pol	<input type="checkbox"/> 10 pol	<input type="checkbox"/> 16 pol	<input type="checkbox"/> 24 pol	<input type="checkbox"/> 32 pol	<input type="checkbox"/>pol

Male Insert	Wiring	L	Heater	N
<input type="checkbox"/>  <input type="checkbox"/>  <input type="checkbox"/>  <input type="checkbox"/>  <input type="checkbox"/>  <input type="checkbox"/> 	Zone 1			
	Zone 2			

Mould Connector						Special
No. of Pins 10A/250V (Crimp) Small Design HAN A	<input type="checkbox"/> 15 pol	<input type="checkbox"/> 25 pol	<input type="checkbox"/> 40 pol			<input type="checkbox"/>pol
No. of Pins 16A/250V Small Design HAN A		<input type="checkbox"/> 10 pol	<input type="checkbox"/> 16 pol		<input type="checkbox"/> 32 pol	<input type="checkbox"/>pol
No. of Pins 16A/400V Large Design HAN B	<input type="checkbox"/> 6 pol	<input type="checkbox"/> 10 pol	<input type="checkbox"/> 16 pol	<input type="checkbox"/> 24 pol	<input type="checkbox"/> 32 pol	<input type="checkbox"/>pol

Female Insert	Wiring	L	Heater	N
<input type="checkbox"/>  <input type="checkbox"/>  <input type="checkbox"/>  <input type="checkbox"/>  <input type="checkbox"/>  <input type="checkbox"/> 	Zone 1			
	Zone 2			