







# Thermocouple Cable Specifications

<b>Company:</b>	<b>Contact:</b>	<b>Date:</b>
<b>E-Mail:</b>	<b>Phone:</b>	<b>Fax:</b>

<b>Amount:</b> .....Pieces	<b>Cable Length:</b> <input type="checkbox"/> 4 m	<b>Special:</b> .....m
----------------------------	---	------------------------







Controller Connector						Special
No. of Pins 10A/250V (Crimp) Small Design HAN A	<input type="checkbox"/> 15 pol	<input type="checkbox"/> 25 pol	<input type="checkbox"/> 40 pol			<input type="checkbox"/> .....pol
No. of Pins 16A/250V Small Design HAN A		<input type="checkbox"/> 10 pol	<input type="checkbox"/> 16 pol		<input type="checkbox"/> 32 pol	<input type="checkbox"/> .....pol
No. of Pins 16A/400V Large Design HAN B	<input type="checkbox"/> 6 pol	<input type="checkbox"/> 10 pol	<input type="checkbox"/> 16 pol	<input type="checkbox"/> 24 pol	<input type="checkbox"/> 32 pol	<input type="checkbox"/> .....pol

<input type="checkbox"/> Male Insert <input type="checkbox"/> Female Insert			<b>Wiring</b> <input type="checkbox"/> T/C <input type="checkbox"/>		
<input type="checkbox"/>	<input type="checkbox"/>	<input type="checkbox"/>	<input type="checkbox"/>	<input type="checkbox"/>	<input type="checkbox"/>
					
<b>Zone 1</b>					
<b>Zone 2</b>					

Mould Connector						Special
No. of Pins 10A/250V (Crimp) Small Design HAN A	<input type="checkbox"/> 15 pol	<input type="checkbox"/> 25 pol	<input type="checkbox"/> 40 pol			<input type="checkbox"/> .....pol
No. of Pins 16A/250V Small Design HAN A		<input type="checkbox"/> 10 pol	<input type="checkbox"/> 16 pol		<input type="checkbox"/> 32 pol	<input type="checkbox"/> .....pol
No. of Pins 16A/400V Large Design HAN B	<input type="checkbox"/> 6 pol	<input type="checkbox"/> 10 pol	<input type="checkbox"/> 16 pol	<input type="checkbox"/> 24 pol	<input type="checkbox"/> 32 pol	<input type="checkbox"/> .....pol

<input type="checkbox"/> Male Insert <input type="checkbox"/> Female Insert			<b>Wiring</b> <input type="checkbox"/> T/C <input type="checkbox"/>		
<input type="checkbox"/>	<input type="checkbox"/>	<input type="checkbox"/>	<input type="checkbox"/>	<input type="checkbox"/>	<input type="checkbox"/>
					
<b>Zone 1</b>					
<b>Zone 2</b>					